

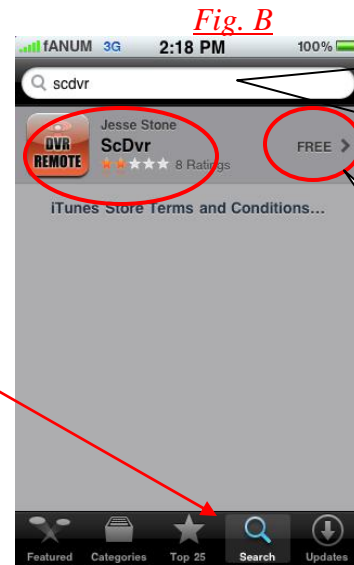


Setup iPhone for Remote View:

Step 1: Install App for Viewing onto your iPhone via App Store option on phone.
(See *Fig. A* below.)



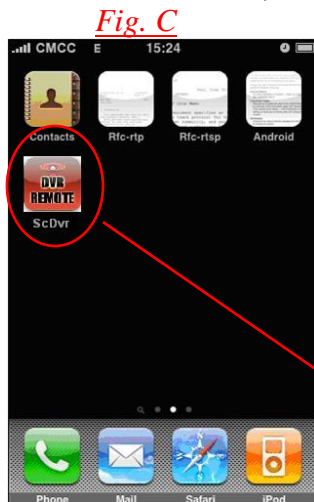
Once you go to the App Store, and click on **“SEARCH”** You will then need to search a new app.



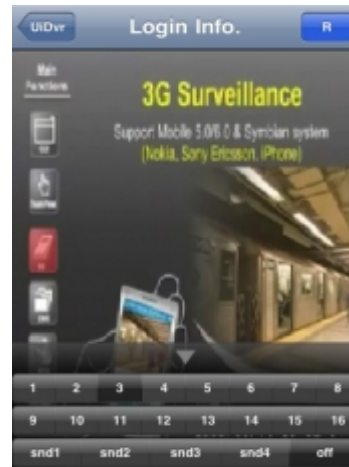
Go To App Store

Instruction on how to Search: (See *Fig. B* above)

- In the “Search” field type: **SCDVR**
- It will display one object.
- Install the app by clicking on “free” then “Install” onto your phone.
- Once installed you will see an icon on your phone. (See *Fig. C* below)



New App installed



Picture of actual app